

WINDSOR HEIGHTS, IOWA 50311
515-279-3662
515-279-3664 (FAX)

APPLICATION FOR SIDEWALK/DRIVEWAY PERMIT

DATE _____ PERMIT # _____
JOB ADDRESS _____

PROPERTY OWNER _____
CONTRACTOR (NAME AND ADDRESS) _____

COMPANY TELEPHONE _____

SIDEWALK/DRIVEWAY PERMIT FEE \$30.00

CITY CLERK

SIDEWALK CONSTRUCTION CLASS C

DRIVEWAY APPROACH
CONSTRUCTION CLASS C

APPROVED BY PUBLIC WORKS DIRECTOR

APPROVED BY PUBLIC WORKS DIRECTOR

SIGNATURE

SIGNATURE

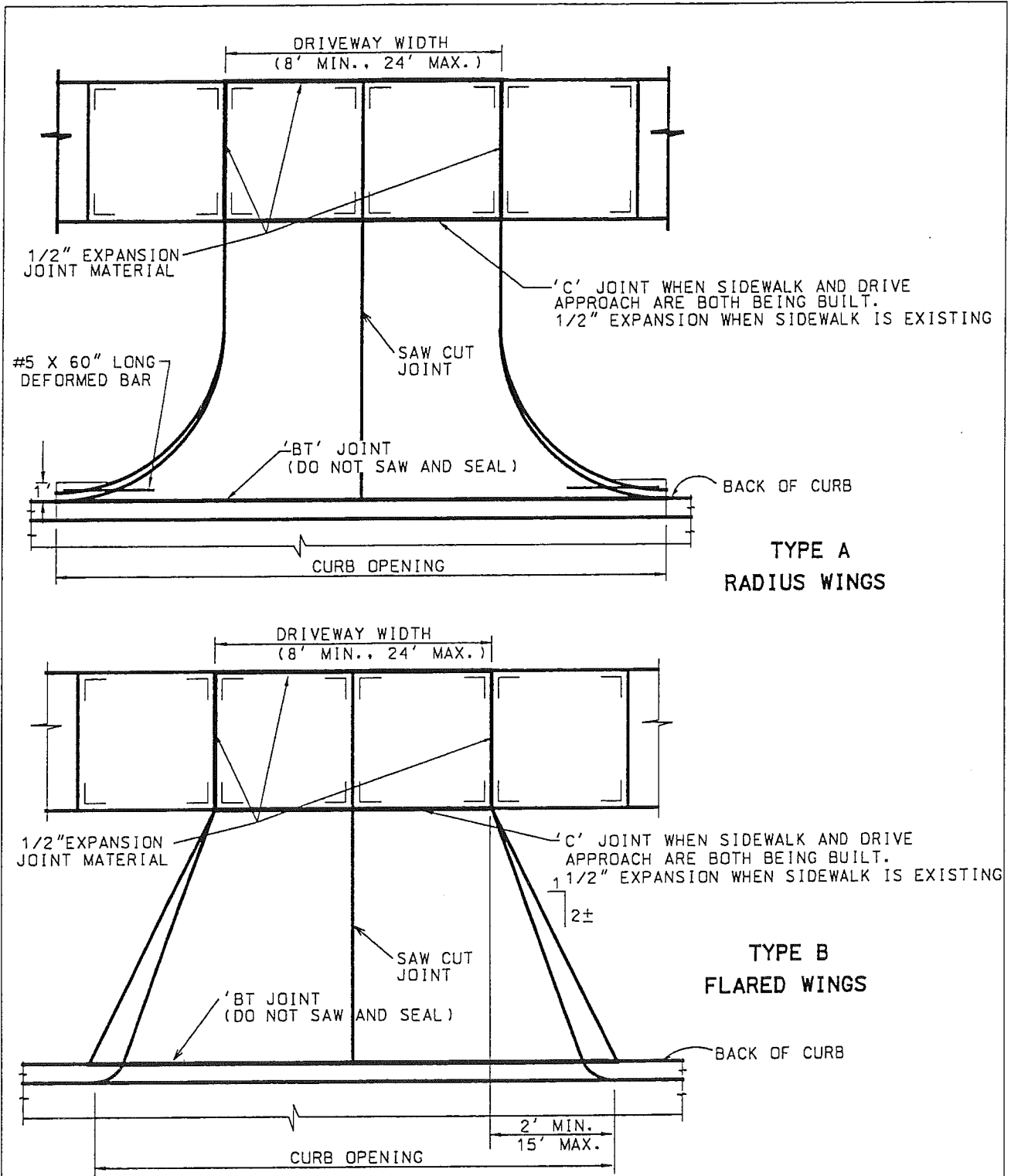
DATE

DATE

**INSTRUCTIONS TO PROPERTY OWNERS/CONTRACTORS FOR THE CONSTRUCTION OF
SIDEWALK OR DRIVEWAY APPROACHES:**

- ITEM 1: All sidewalks shall be four (4) feet wide, four (4) inches thick except through driveway sections, where it will be six (6) inches thick.
- ITEM 2: All concrete for sidewalks will have a minimum twenty-eight (28) day compressive strength of thirty-five (3,500) PSI under laboratory conditions.
- ITEM 3: The standard slope shall be 1/4" per foot in the sidewalk and 1/4" per foot in the driveway approach. The sidewalk will be one (1) foot outside the property line (class "B" sidewalk). If the Public Works Director, at the time the forms are inspected, deems the standard grades create severe problems, they shall direct the property owner to go to Windsor Heights City Hall and sign a waiver, which becomes part of the sidewalk and driveway permit.
- ITEM 4: The Public Works Director will inspect all forms before sidewalk and driveway approaches are poured. A final inspection will be made after the project is completed.
- ITEM 5: Expansion joints shall be placed twenty (20) feet center to center on the sidewalk construction.
- ITEM 6: See attached diagram sheet for standard cross sections of sidewalk through the driveway section and drive approach.
- ITEM 7: When a concrete driveway approach is to be constructed and a curb drop is not at the location of the proposed approach, the existing curb shall be removed by grinding to proposed grade or by saw cutting curb and pavement full depth and removal.

URBAN STANDARD SPECIFICATIONS for PUBLIC IMPROVEMENT MANUAL

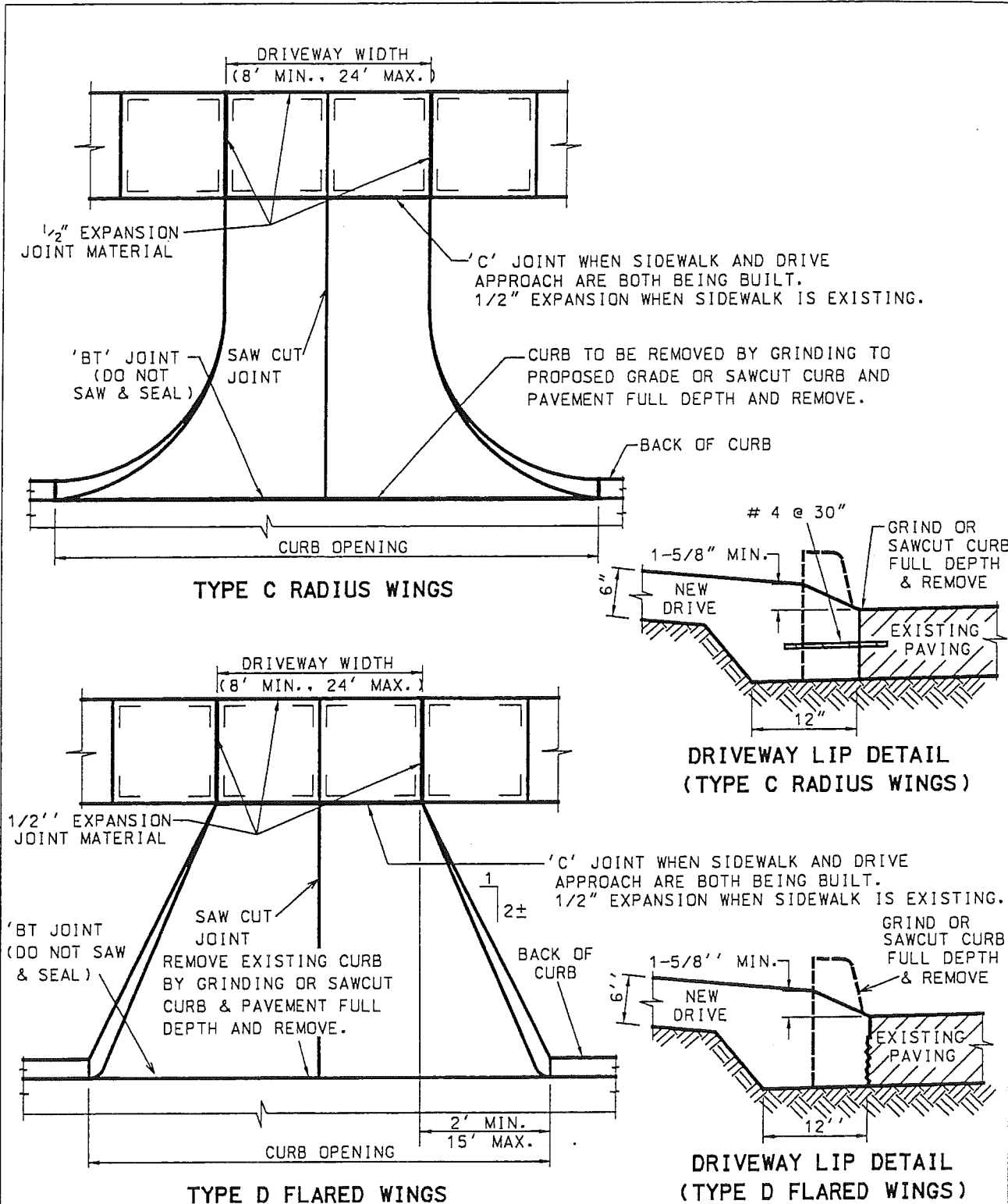


TYPE A
RADIUS WINGS

TYPE B
FLARED WINGS

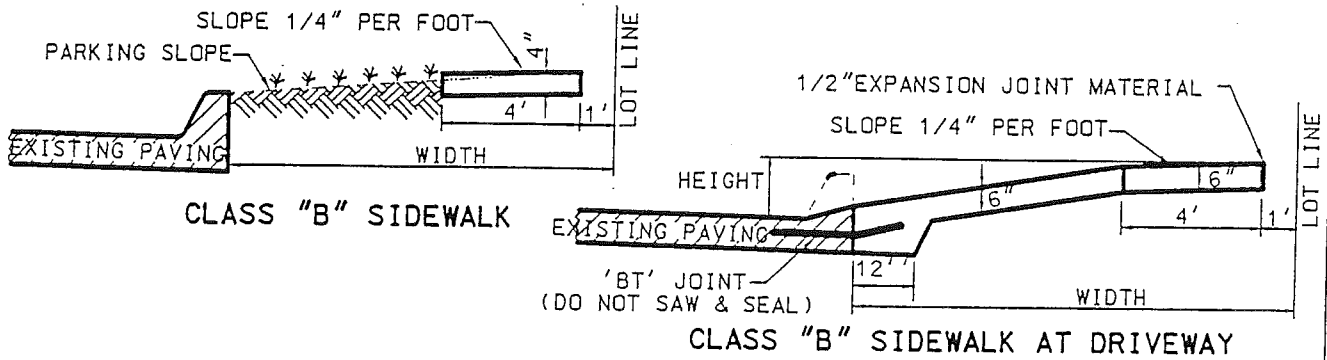
1	01/25/99		DRIVEWAY LAYOUT: NEW PAVEMENT OR EXISTING DROP CURB	FIGURE: 7030.3
REV.	DATE	BY		SHEET 1 OF 1
DATE: 01-01-98				

URBAN STANDARD SPECIFICATIONS for PUBLIC IMPROVEMENT MANUAL



1	01/25/99		DRIVEWAY LAYOUT: EXISTING PAVING NO EXISTING CURB DROP	FIGURE: 7030.4
REV.	DATE	BY		SHEET 1 OF 1
DATE: 03-03-98				

URBAN STANDARD SPECIFICATIONS for PUBLIC IMPROVEMENT MANUAL



PARKING SLOPES:
CLASS B WALKS
 LESS THAN 10 FEET WIDE
 1/4" PER FOOT
 OVER 10 FEET WIDE
 1/2" PER FOOT

DRIVE ELEV.: B WALKS

WIDTH	HEIGHT
7.5 FT.	6 IN.
9.5 FT.	7 IN.
12.5 FT.	11 IN.
OVER 12.5 FT.	11.3% GRADE

GUTTER TO FRONT OF WALK

NOTE: SPECIAL GRADES MAY BE DESIGNED FOR SOME STREETS.

REV.	DATE	BY	SIDEWALK CROSS SECTIONS	FIGURE: 7030.9
DATE: 01-01-98				SHEET 1 OF 1