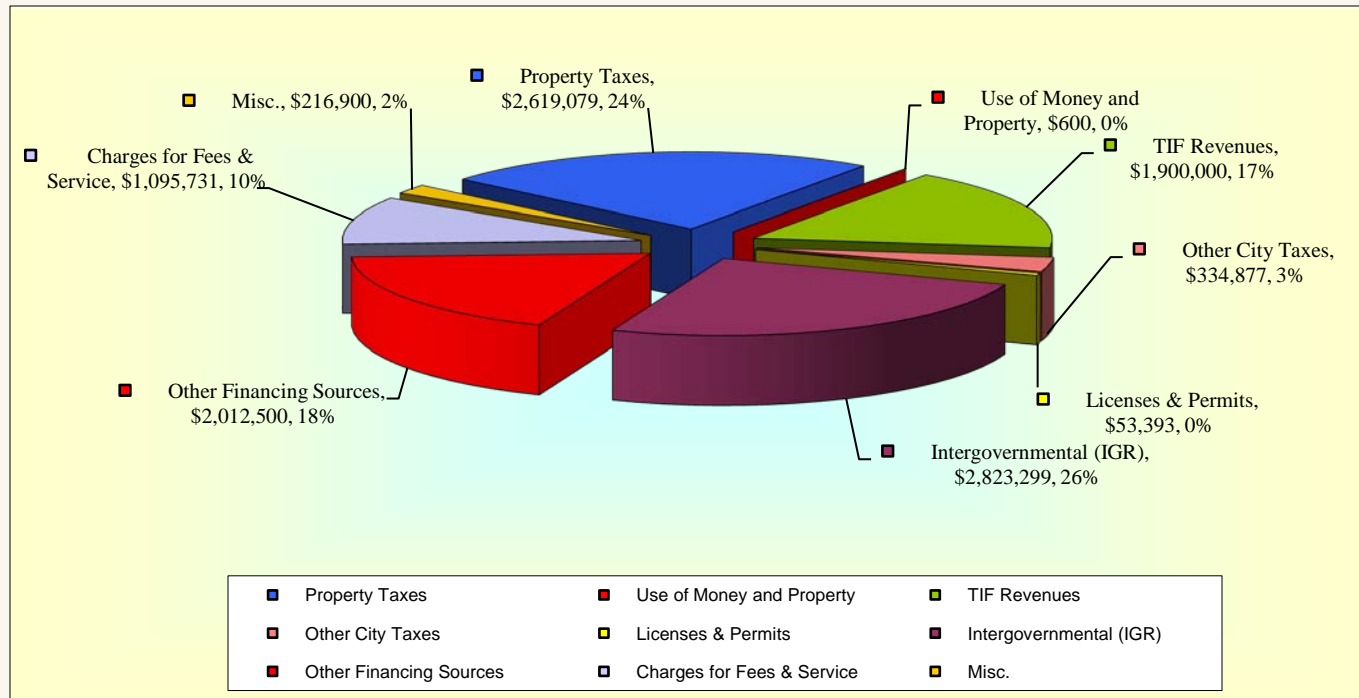


City of
Windsor
Heights

Where money comes from...



City of
Windsor
Heights



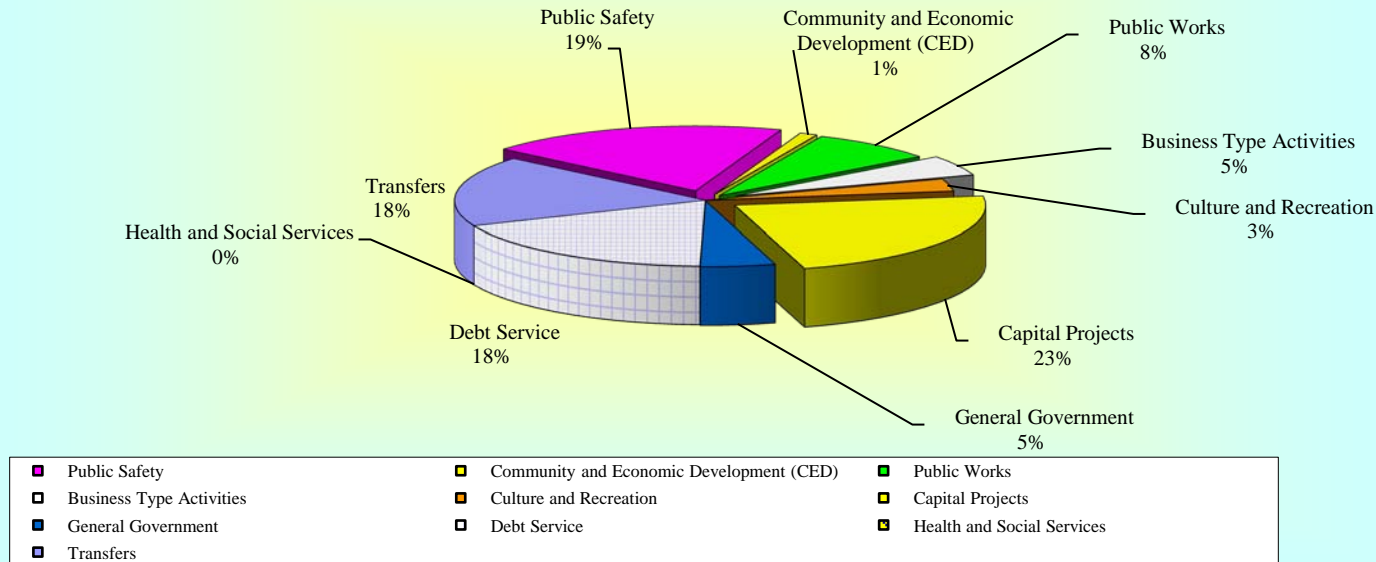
Property taxes represent only 23.69% of the City's budget, down from 28% last year, the 36% in FY 08. The reduction is due to the use of reserves from bonds issued previously, that are being used to pay for capital projects and because of the receipt of grants to offset costs for some capital projects.

Where money goes...



City of
Windsor
Heights

Expenditures by Activity (includes all funds)

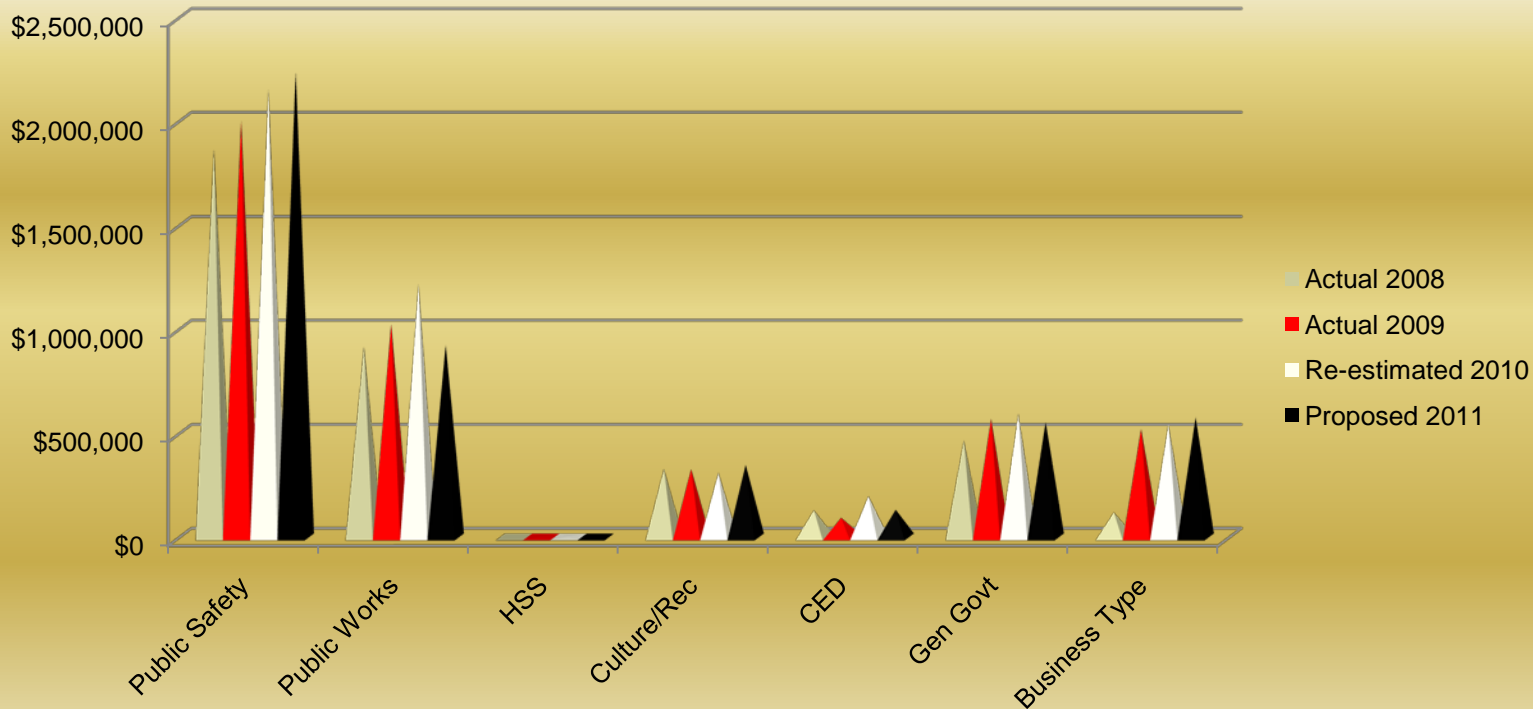


The Capital Projects area has decreased to approximately 23% of the FY 2011 budget, reflecting the anticipated completion of some of the City's larger projects. FY 2011 has a \$2,103,489 debt service payment scheduled, which is significantly larger than future years. FY 2012 for example, is \$1,712,808. Of the \$2,103,489 in FY 2011, \$1,809,246 is abated with TIF revenues.



City of
Windsor
Heights

Where money goes...operating funds

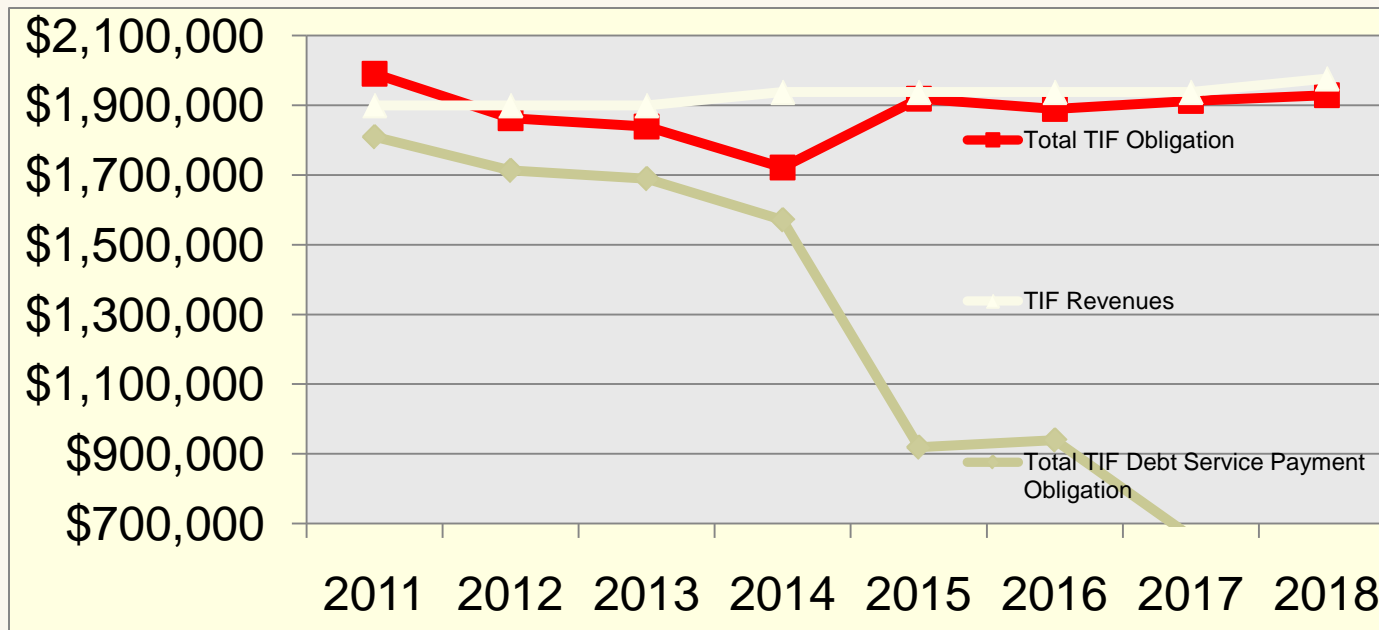


As with most cities, Public Safety continues to be the City's largest expenditure category, with Public Works in second place. The reasons for the larger expenditures in the "Business Type" area are the dredging of Walnut Creek, the expanded unfunded mandates in the Stormwater area and sanitary sewer improvements.

TIF Indebtedness/Revenue Projections



City of
Windsor
Heights



Beginning in FY 2012, TIF revenues outpace the outside TIF obligations, enabling the TIF fund to repay expenditures that have been effectively paid with general fund dollars.

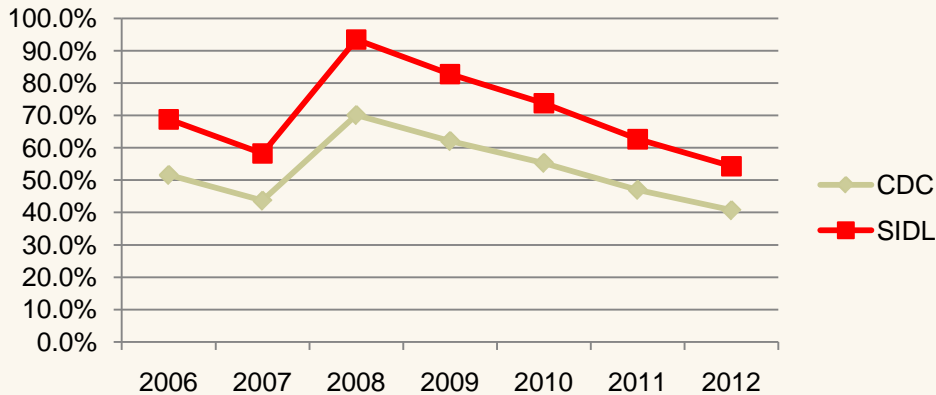


City of
Windsor
Heights

Debt Limitation

	2006	2007	2008	2009	2010	2011	2012
Constitutional Debt Limit	\$17,340,710	\$18,809,973	\$18,881,446	\$19,935,419	\$19,970,342	\$20,111,410	\$20,111,410
WH Self Imposed Debt Limit	\$13,005,533	\$14,107,480	\$14,161,084	\$14,951,564	\$14,977,757	\$15,083,558	\$15,083,558
Actual Debt Amount	\$8,944,272	\$8,212,438	\$13,230,631	\$12,370,000	\$11,045,000	\$9,450,000	\$8,185,000

	2006	2007	2008	2009	2010	2011	2012
CDC	51.6%	43.7%	70.1%	62.1%	55.3%	47.0%	40.7%
SIDL	68.8%	58.2%	93.4%	82.7%	73.7%	62.7%	54.3%

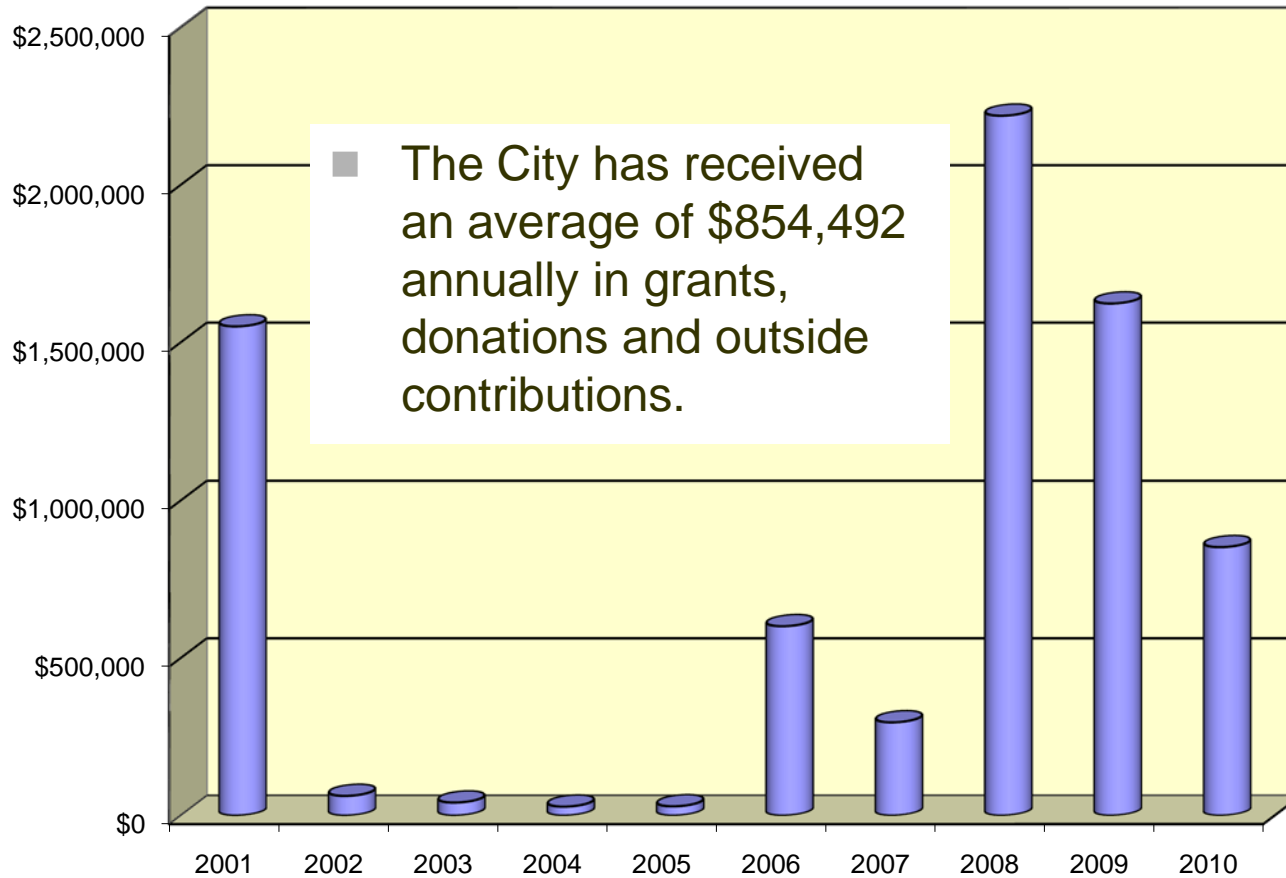


The State constitutional debt limit is 5% of a city's total valuation. Windsor Heights has a self-imposed debt limit in its financial policies that states the City will not exceed 75% of the State Constitutional Debt Limit.

Grants, Donations and Outside Contributions



City of
Windsor
Heights



Capital Projects



ity of
dsor
ghts



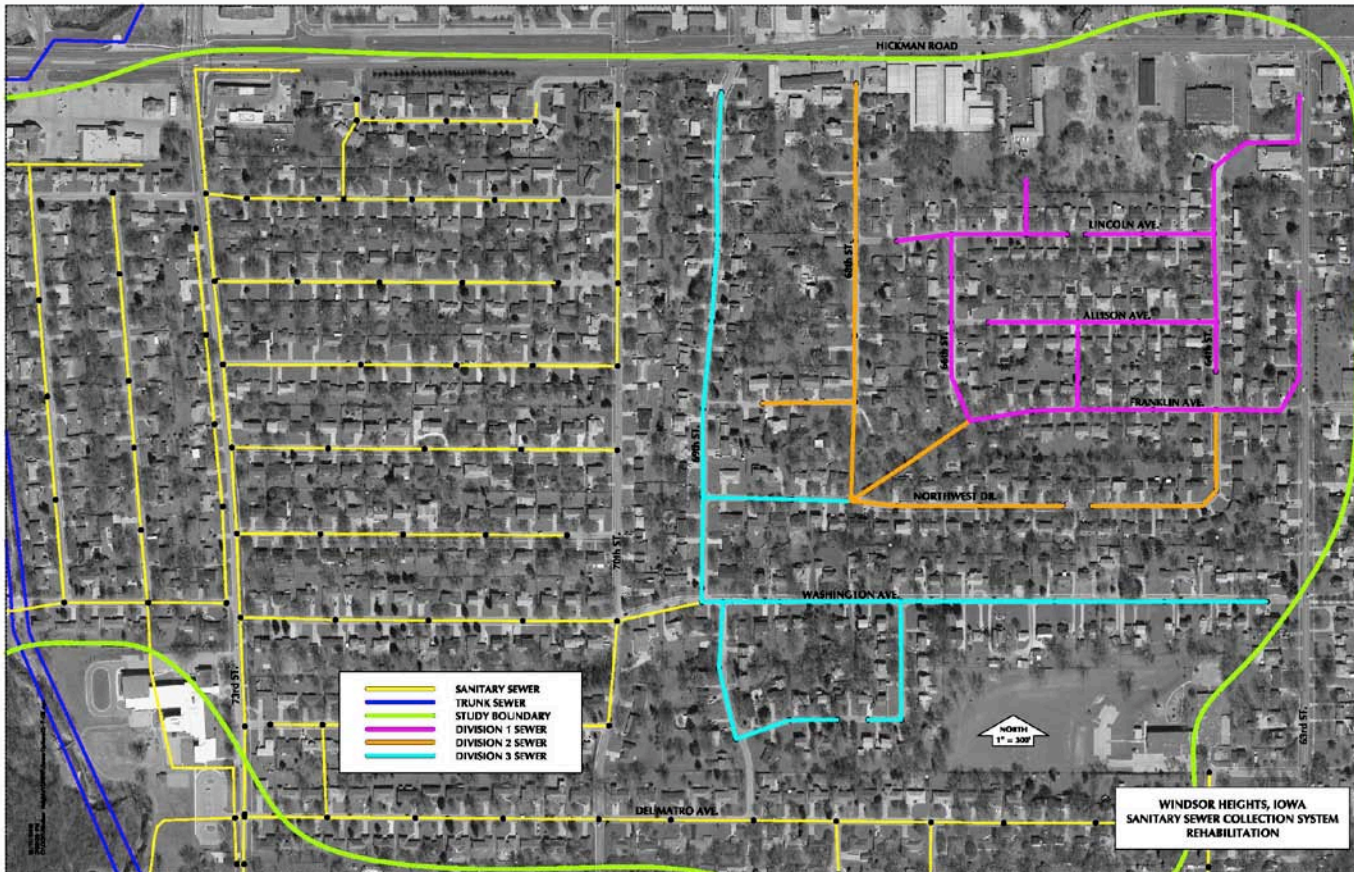
Community Center due to open July 1, 2010



Capital Projects



City of
Windsor
Heights

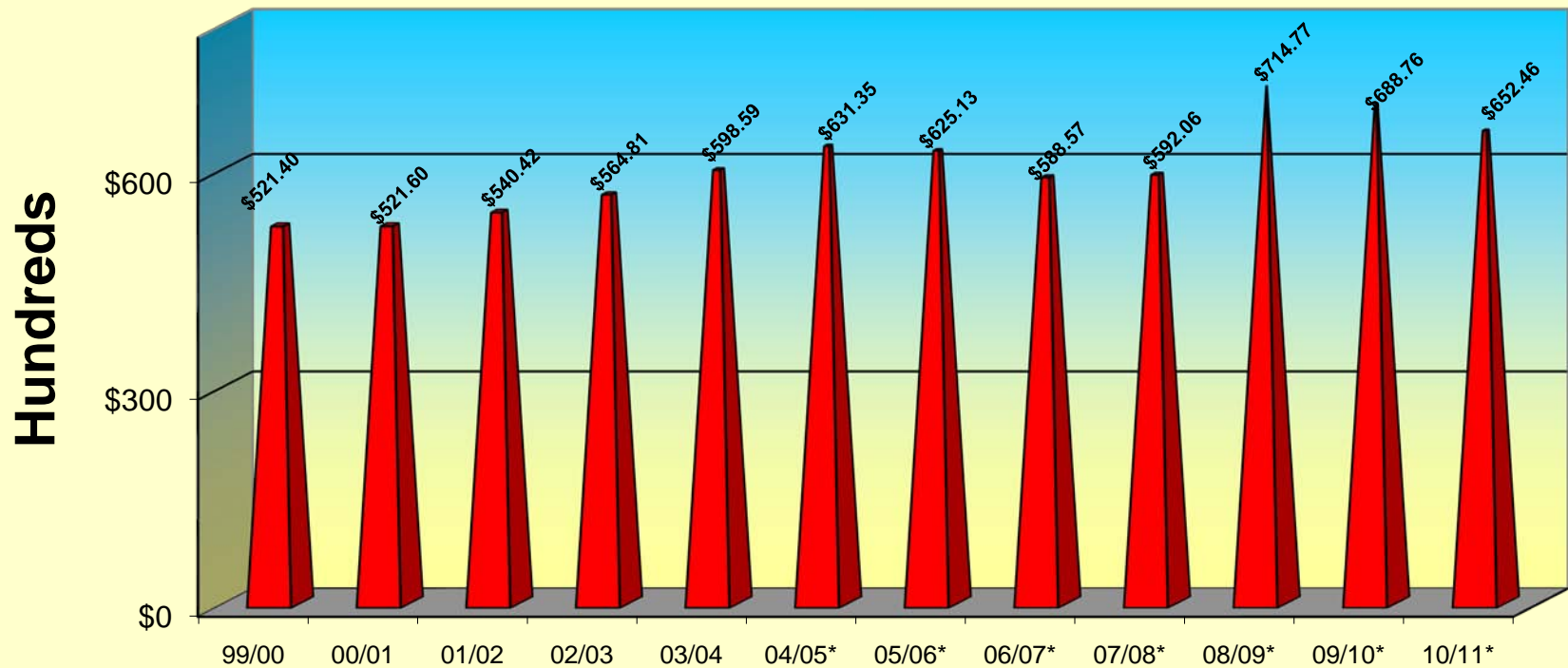


Sewer slip lining project



Multiple Year Tracking

Actual City Tax based on Actual Valuation of Sample Property



What will the average taxpayer pay in Windsor Heights?



City of
Windsor
Heights

FY 11

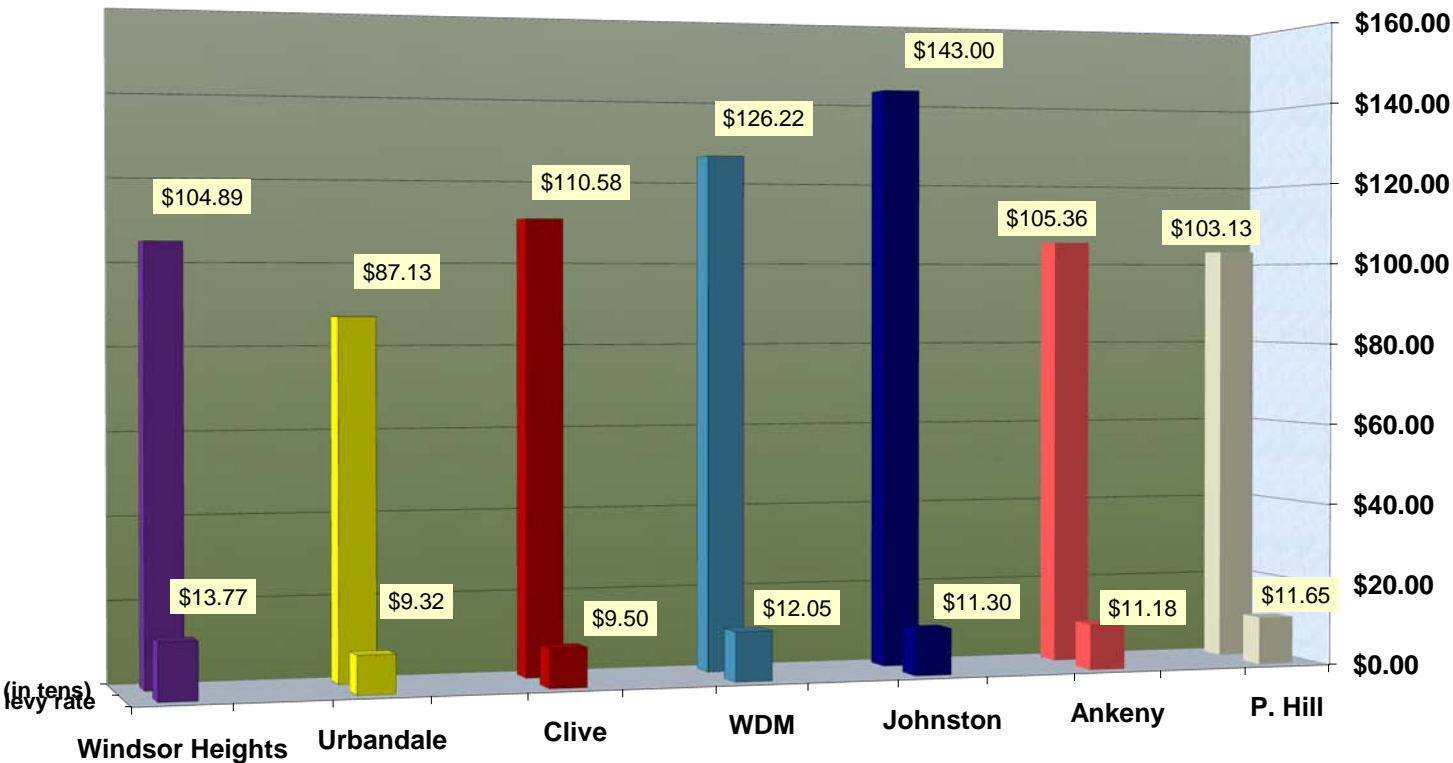
Ave. assessed value	\$162,361
Rollback%	46.9094
Taxable value	\$76,163
levy rate	\$13.77121
annual city taxes	\$1,048.86
monthly city taxes	\$87.40

How WH truly compares...



City of
Windsor
Heights

Year 2011	Windsor Heights	Urbandale	Clive	WDM	Johnston	Ankeny	P. Hill
Ave. assessed value*	\$162,361	\$199,293	\$248,138	\$223,305	\$269,764	\$200,969	\$188,714
Rollback %	46.9094	46.9094	46.9094	46.9094	46.9094	46.9094	46.9094
Taxable Value	\$76,163	\$93,487	\$116,400	\$104,751	\$126,545	\$94,273	\$88,525
Tax Rate per \$1,000**	\$13.77	\$9.32	\$9.50	\$12.05	\$11.30	\$11.18	\$11.65
Calculated Tax (in tens)	\$104.89	\$87.13	\$110.58	\$126.22	\$143.00	\$105.36	\$103.13
Total Calc. Tax	\$1,048.85	\$871.30	\$1,105.80	\$1,262.25	\$1,429.95	\$1,053.64	\$1,031.31



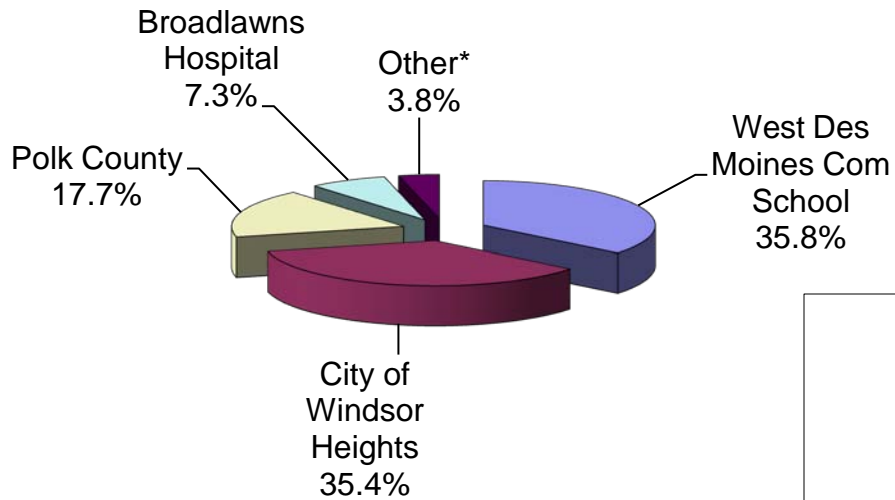
A typical property taxpayer is projected to pay \$1048 in City property taxes, which is competitive with surrounding communities whose average is \$1,114.

Property Tax Distribution

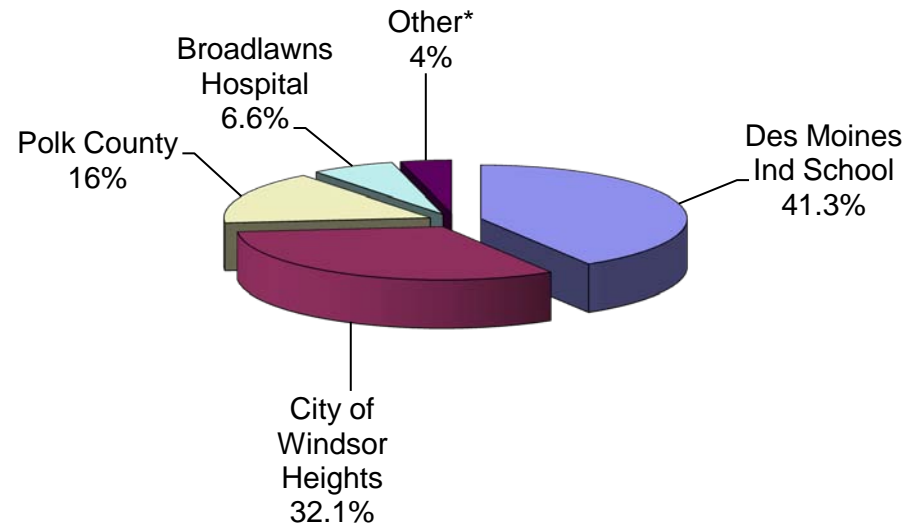


City of
Windsor
Heights

Windsor Heights home in West Des Moines School District



Windsor Heights home in Des Moines School District



***Other**

- County Assessor
- Urb-Wind Hts Sewer
- Agricultural Extension
- State of Iowa
- Area XI College
- Regional Transit



City of
Windsor
Heights

Policy Initiatives

- Two sets of minutes
- Timed lights on University Avenue
- Partnership DEA
- Library assessment reduction to \$165,000 from a projected cost of \$221,751 (with no reduction in library availability in Windsor Heights)
- Bond refunding in Spring, 2009 - \$113,500
- Reduction of cost of joint paramedic agreement
- Elimination of pagers in Public Works
- Reuse of abandoned Office furniture
- Idle Reduction System
- LED Traffic Lights
- Review/Evaluate police support position